



# Riding into Jerusalem

Lesson Aim: To praise Jesus as they did  
when He rode into Jerusalem.

## THE WORSHIP

**Who God is:** Jesus as Lord

## THE WORD

**Bible Story:** Mark 11:1-10

**What He has done:** Jesus rode into Jerusalem on a donkey.

**\*The Hosanna Palms craft in the lesson is also used in the Palm Sunday lesson for Kings & Kingdoms so an alternate craft is offered here. If you'd like to use the Hosanna Palms craft, it is at the end of this document.**

## CRAFT: DONKEY PUPPET

**Purpose:** To remember Jesus rode into Jerusalem on a donkey.

**Supplies:** Gray or brown sturdy paper, black crepe paper streamers (or black sturdy paper), wiggly eyes (or use the template) glue, tape, crayons or markers

**Prepare:** For each child, use the template to print and cut out a front and a back donkey head from gray or brown sturdy paper and (optional) two eyes. Cut (2) 3-inch crepe paper streamers.

### **Directions:**

1. Attach one ear to each printed side of donkey head.
2. Attach a 3-inch strip of black crepe paper to the printed side of each donkey head to represent the donkey's mane.
3. Attach google eyes (or paper eyes) to each eye on both of the donkey heads.
4. Tape the donkey head together leaving the neck open so a hand can be inserted to make a puppet.

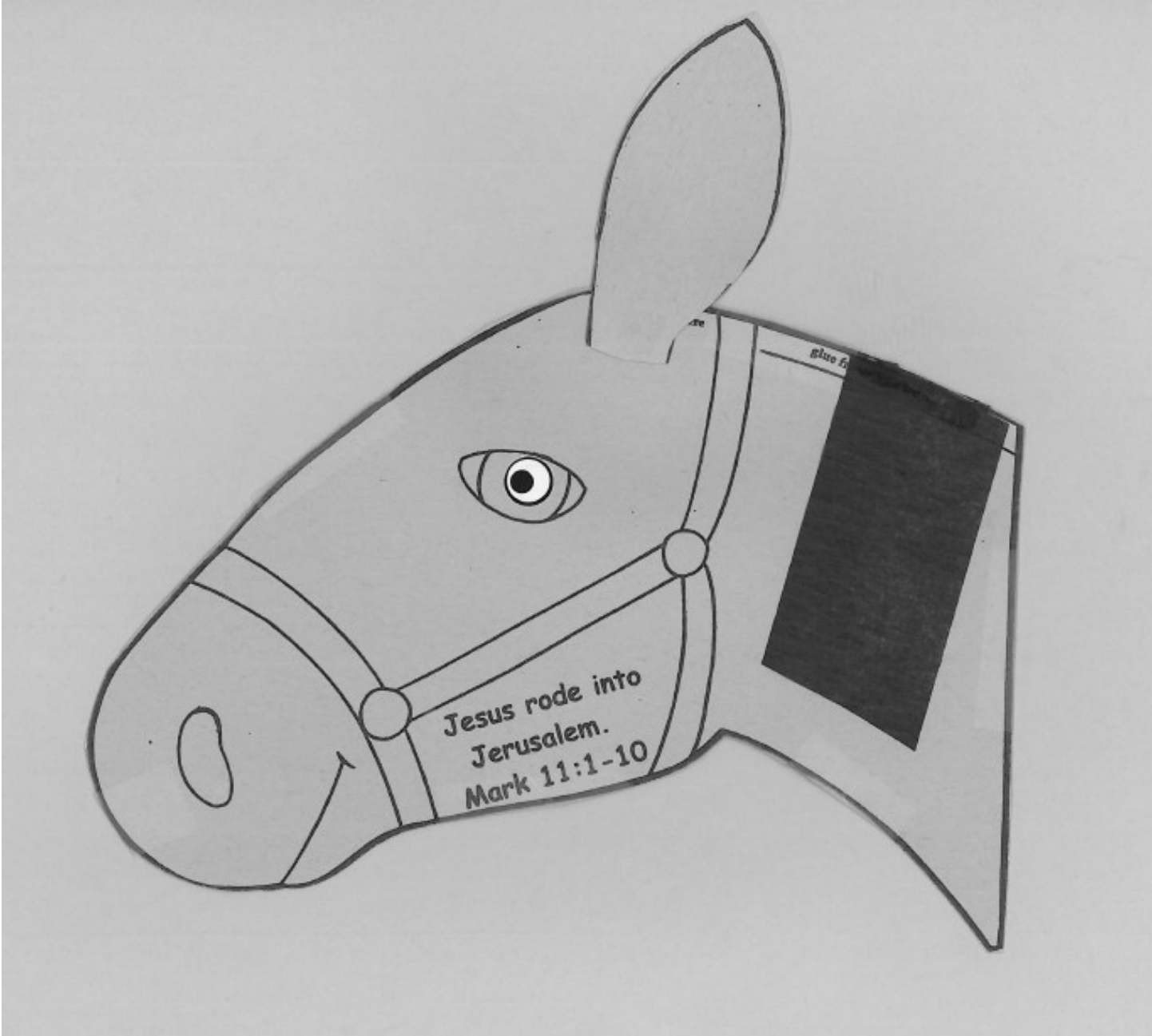
### **Ages 2-3 Craft Discussion:**

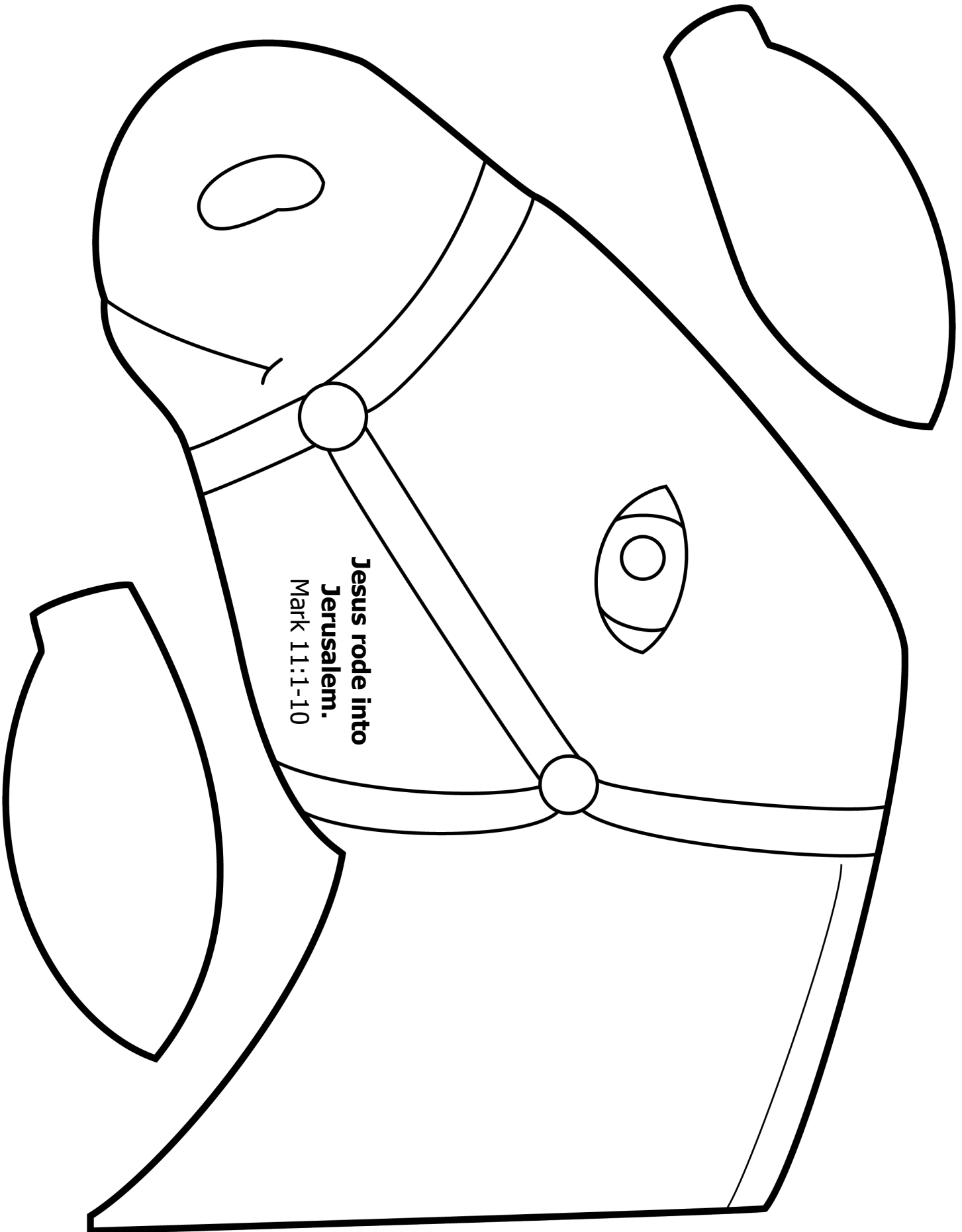
- **What did Jesus ride on?** (A donkey.) **Jesus' friends borrowed a donkey for Jesus.**
- **How did the people make the road to be a special place for Jesus' donkey?** (They laid coats and palm branches in the road.)
- **What word did the people shout to welcome Jesus?** ("Hosanna!") **Hosanna means "save." It is a special word we use to praise Jesus for being the one who came to save us.**

### **Ages 4-5 Craft Discussion:**

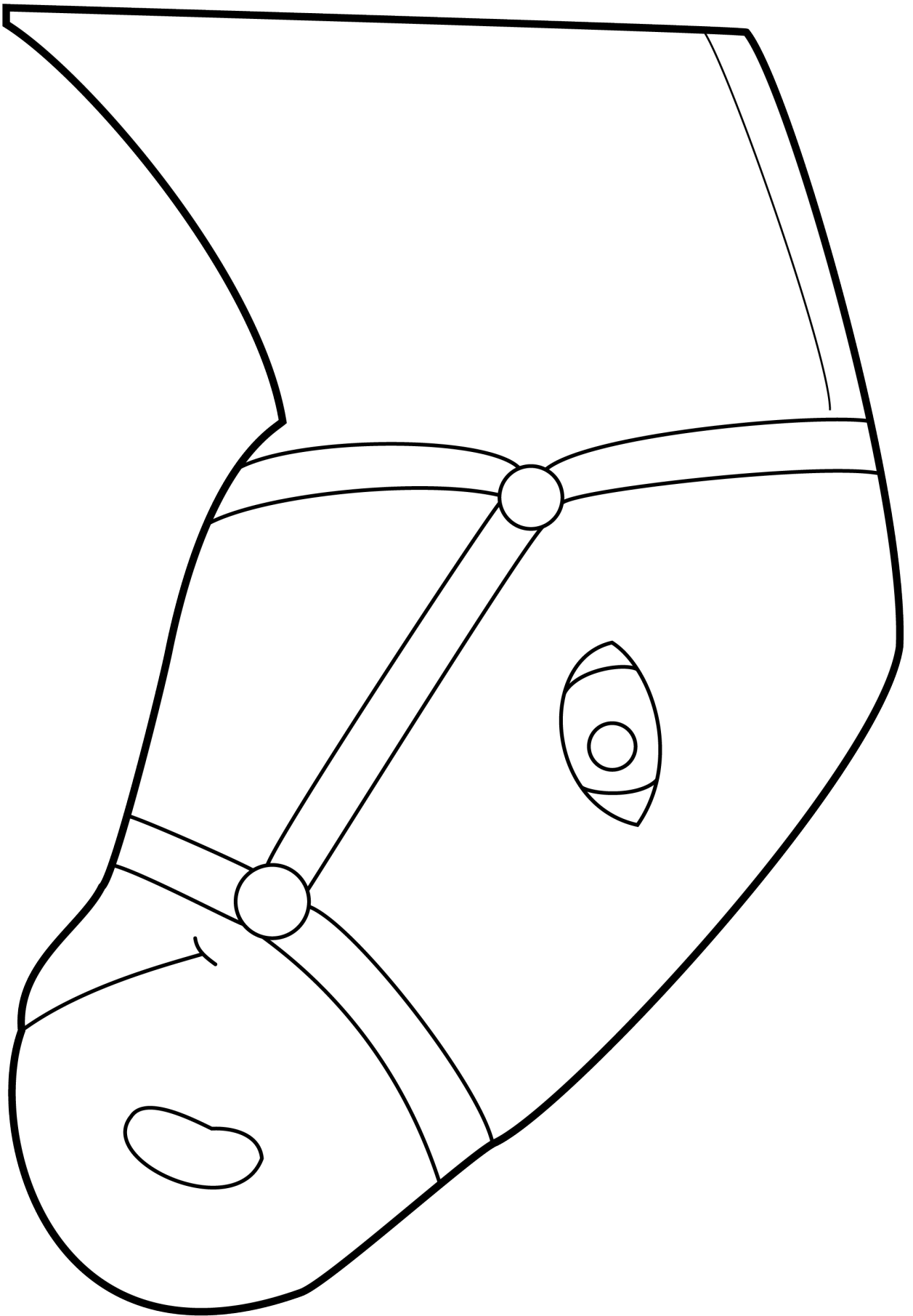
- **Who remembers the Whisper Verse?** ("Hosanna!") **Let's say it with the hand motions.**
- **What did Jesus ride on?** (A donkey.) **Jesus' friends borrowed a donkey for Jesus.**
- **How did the people make the road to be a special place for Jesus' donkey?** (They laid coats and palm branches on the road.)
- **What word did the people shout to welcome Jesus?** ("Hosanna!") **Hosanna means save. It is a special word we use to praise Jesus for being the one who came to save us.**

# CRAFT SAMPLE





**Jesus rode into  
Jerusalem.  
Mark 11:1-10**



# **CRAFT: HOSANNA PALMS**

**Purpose:** To praise the Lord with palm branches as the people did when He rode into town.

**Supplies:** White sturdy paper, green crepe paper streamers, large craft stick, glue or tape, crayons or markers

**Prepare:** For each child, use the template to print and cut out a leaf from sturdy paper. Cut four 6-inch lengths of green crepe paper or four 6-inch x 1-inch strips of sturdy green paper.

## **Directions:**


1. Color the palm leaf.
2. Attach the four pieces of crepe paper to the sides of the palm leaf.
3. Attach the end of the palm leaf to one end of the craft stick.


## **Ages 2-3 Craft Discussion:**

- **What did Jesus ride on?** (A donkey.) **Jesus' friends borrowed a donkey for Jesus.**
- **How did the people make the road to be a special place for Jesus' donkey?** (They laid coats and palm branches in the road.)
- **What word did the people shout to welcome Jesus?** ("Hosanna!") **Hosanna means "save." It is a special word we use to praise Jesus for being the one who came to save us.**

## **Ages 4-5 Craft Discussion:**

- **Who remembers the Whisper Verse?** ("Hosanna!") **Let's say it with the hand motions.**
- **What did Jesus ride on?** (A donkey.) **Jesus' friends borrowed a donkey for Jesus.**
- **How did the people make the road to be a special place for Jesus' donkey?** (They laid coats and palm branches on the road.)
- **What word did the people shout to welcome Jesus?** ("Hosanna!") **Hosanna means save. It is a special word we use to praise Jesus for being the one who came to save us.**





**“ Hosanna!  
”**

Mark 11:10