



Optional Craft Template and Sample: Ages 2-3/4-5  
God of Wonders Part 2: Genesis through Joshua  
Unit 7, Lesson 33

# Hagar and Ishmael

Lesson Aim: To know God watches over us.

## THE WORSHIP

**Who God is:** The God Who Keeps His Promises

## THE WORD

**Bible Story:** Genesis 21:12-20

**What He has done:** God kept His promise when He rescued Hagar and Ishmael in the desert.

## CRAFT: HAGAR'S WELL

**Purpose:** To remember God watches over us and provides what we need.

**Supplies:** Sturdy light blue and white paper, small paper bag or cup, cross sticker (purchase or print template), googly eyes or eye stickers (purchase or print template), glue or glue sticks, crayons or markers

**Prepare:** For each child, use the template to print and cut out the three water drop shapes from sturdy light blue (or white) paper and (optional) one cross and two eyes from sturdy white paper.

**Optional:** Draw the outlines of stones on the outside of the bag or cup for the children to color.

### **Directions:**

1. Attach a cross on the **"The Lord"** water drop.
2. Place googly eyes, eye stickers or draw eyes on the **"watches"** water drop.
3. Using crayons or markers, children draw their own face on the **"over you."** water drop.
4. Children put the 3 water drop shapes into their wells (paper bags or cups).
5. Children draw and/or color in stones on the outside of the well.

### **Craft Discussion:**

- **What miracle did God do for Hagar in the desert?** (He showed her a well of water.)
- **Have you ever been very thirsty?** (Children respond.) **Hagar and Ishmael were in the middle of the hot, dry desert. How do you think it would feel to be as thirsty as Hagar and Ishmael were?** (Children respond.)



**The Lord**








**watches**




**over you.**

Optional Cross (35 on page)



Optional Eye (48 on page)



# CRAFT SAMPLE

