



Jesus Is Tempted

Lesson Aim: To show God is pleased
when we do what is right.

THE WORSHIP

Who God is: The King Who Is with Us

THE WORD

Bible Story: Matthew 4:1-11

What He has done: Jesus resisted temptation and answered Satan with scripture.

CRAFT: DOORKNOB BUDDY

Purpose: To create a door hanger to help children remember to do what is right.

Supplies: Sturdy white paper, washable ink pad, paint or marker (for fingerprinting), eye stickers or cut out 2 eyes from the template

Prepare: For each child, print and cut out the doorknocker template on sturdy paper.

Optional: If you prefer not to use fingerprints, print and cut out a person template on sturdy paper. Have children decorate the person and attach it to the doorknocker.

Directions:

1. Put two eye stickers above the Buddy's mouth.
2. For Buddy's hands and feet, press the child's finger in washable ink (or paint or color with marker) and press where Buddy's hands and feet would be on the doorknocker.


Ages 2-3 Craft Discussion:

- **What did Jesus tell Satan when he tried to get Jesus to do wrong?** (Go away.)
- **Jesus did what is right by not listening to Satan's wrong ideas. What should you do when someone wants you to do something wrong?** (Say "No!")
- **Take your Door Hanger Buddy home and hang it on your door. Each time you go through your door, think about doing what is right.**


Ages 4-5 Craft Discussion:


- **Who remembers the Whisper Verse?** ("Do what is right.") **Let's say it together with the hand motions.**
- **What did Jesus tell Satan when he tried to get Jesus to do wrong?** (Go away.)
- **Jesus did what is right by not listening to Satan's wrong ideas. What should you do when someone wants you to do something wrong?** (Say "No!")
- **Take your Door Hanger Buddy home and hang it on your door. Each time you go through your door, think about doing what is right.**

"Do what is right."



"Do what is right."





Optional Craft Suggestion

