



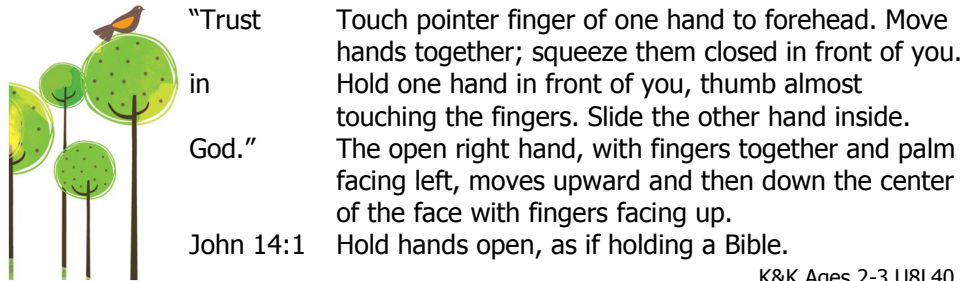
**PONDER!** David and Jonathan promised to be friends forever (1 Samuel 18:1-4; 20:17, 42). What did Jonathan give to David? Who are your friends? How can you show love to your friends?



**PRAY!** Pray this prayer each day this week: "Thank You, God, for giving us friends. Help us to show love to them at all times. Amen."

**PLAY!** Jonathan and David both had bows and arrows. Gather toy arrows, foam sticks, drinking straws, or paper airplanes as arrows and imagine you are them. Stand behind a line with a rock or other target a few feet away. Take turns throwing the arrows close to the rock. Talk about games you enjoy playing with your friends.

#### BIBLE MEMORY VERSE



"Trust Touch pointer finger of one hand to forehead. Move hands together; squeeze them closed in front of you. in Hold one hand in front of you, thumb almost touching the fingers. Slide the other hand inside. God." The open right hand, with fingers together and palm facing left, moves upward and then down the center of the face with fingers facing up. John 14:1 Hold hands open, as if holding a Bible.

K&K Ages 2-3 U8L40

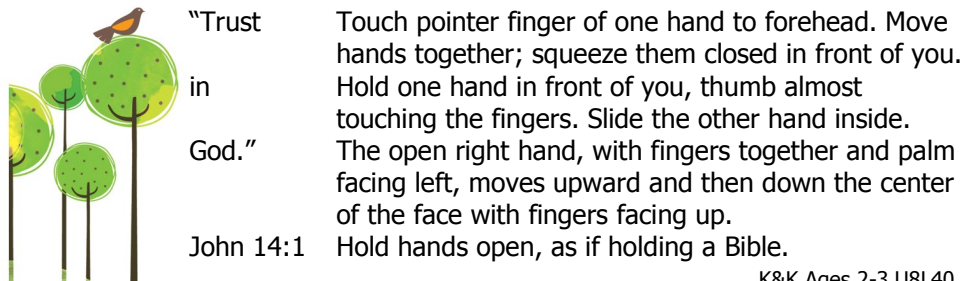
**PONDER!** David and Jonathan promised to be friends forever (1 Samuel 18:1-4; 20:17, 42). What did Jonathan give to David? Who are your friends? How can you show love to your friends?



**PRAY!** Pray this prayer each day this week: "Thank You, God, for giving us friends. Help us to show love to them at all times. Amen."

**PLAY!** Jonathan and David both had bows and arrows. Gather toy arrows, foam sticks, drinking straws, or paper airplanes as arrows and imagine you are them. Stand behind a line with a rock or other target a few feet away. Take turns throwing the arrows close to the rock. Talk about games you enjoy playing with your friends.

#### BIBLE MEMORY VERSE



"Trust Touch pointer finger of one hand to forehead. Move hands together; squeeze them closed in front of you. in Hold one hand in front of you, thumb almost touching the fingers. Slide the other hand inside. God." The open right hand, with fingers together and palm facing left, moves upward and then down the center of the face with fingers facing up. John 14:1 Hold hands open, as if holding a Bible.

K&K Ages 2-3 U8L40

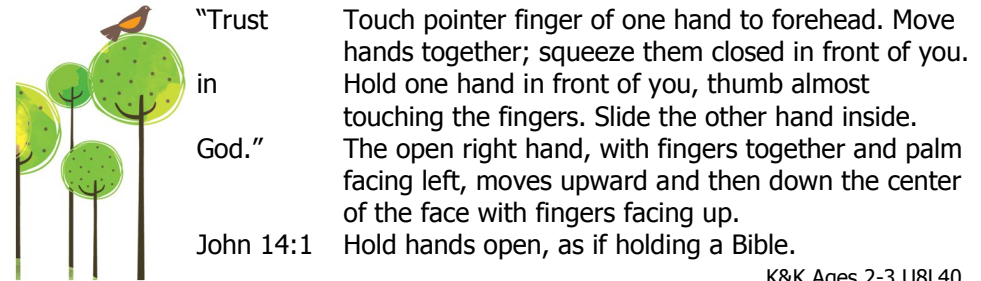
**PONDER!** David and Jonathan promised to be friends forever (1 Samuel 18:1-4; 20:17, 42). What did Jonathan give to David? Who are your friends? How can you show love to your friends?



**PRAY!** Pray this prayer each day this week: "Thank You, God, for giving us friends. Help us to show love to them at all times. Amen."

**PLAY!** Jonathan and David both had bows and arrows. Gather toy arrows, foam sticks, drinking straws, or paper airplanes as arrows and imagine you are them. Stand behind a line with a rock or other target a few feet away. Take turns throwing the arrows close to the rock. Talk about games you enjoy playing with your friends.

#### BIBLE MEMORY VERSE



"Trust Touch pointer finger of one hand to forehead. Move hands together; squeeze them closed in front of you. in Hold one hand in front of you, thumb almost touching the fingers. Slide the other hand inside. God." The open right hand, with fingers together and palm facing left, moves upward and then down the center of the face with fingers facing up. John 14:1 Hold hands open, as if holding a Bible.

K&K Ages 2-3 U8L40

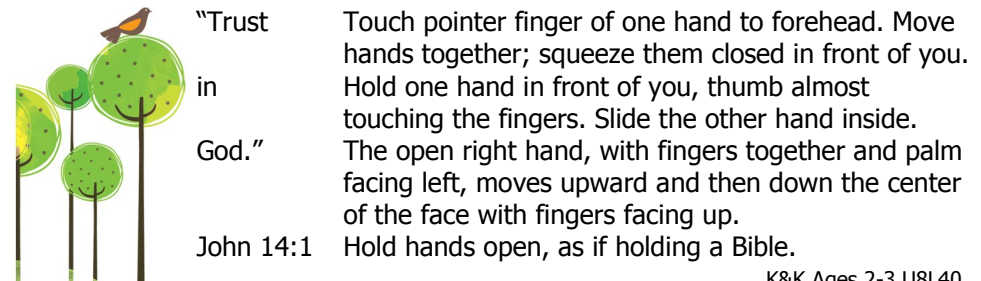
**PONDER!** David and Jonathan promised to be friends forever (1 Samuel 18:1-4; 20:17, 42). What did Jonathan give to David? Who are your friends? How can you show love to your friends?



**PRAY!** Pray this prayer each day this week: "Thank You, God, for giving us friends. Help us to show love to them at all times. Amen."

**PLAY!** Jonathan and David both had bows and arrows. Gather toy arrows, foam sticks, drinking straws, or paper airplanes as arrows and imagine you are them. Stand behind a line with a rock or other target a few feet away. Take turns throwing the arrows close to the rock. Talk about games you enjoy playing with your friends.

#### BIBLE MEMORY VERSE



"Trust Touch pointer finger of one hand to forehead. Move hands together; squeeze them closed in front of you. in Hold one hand in front of you, thumb almost touching the fingers. Slide the other hand inside. God." The open right hand, with fingers together and palm facing left, moves upward and then down the center of the face with fingers facing up. John 14:1 Hold hands open, as if holding a Bible.

K&K Ages 2-3 U8L40