



Queen Esther Helps God's People

Lesson Aim: To know God gives us courage.

THE WORSHIP

Who God is: The King Who Builds His Kingdom

THE WORD

Bible Story: Esther 2:7, 9; 4:14-16; 5:1-2; 7:1-3

What He has done: God gave Queen Esther courage to help His people.

CRAFT: BE BRAVE MIRROR

Purpose: To remind the children of the story of Queen Esther saving God's people.

Supplies: Sturdy white paper, tin foil or reflective paper, craft stick, tape, crayons or markers, assorted craft supplies (stickers, tissue paper, ribbon, yarn, pom-poms, cotton balls, foam shapes, small feathers, etc.)

Prepare: For each child, print and cut out a mirror and a crown. From tin foil or reflective paper, cut a circle that is slightly larger than the center of the mirror. If the tin foil edges are sharp, tape the tin foil to the mirror before class, covering the edges.

Optional: Instead of using tin foil, children may draw their faces on the plate or attach their photos. Instead of the printed mirror template, you could use a paper plate.

Directions:



1. Tape the tin foil to the center of the plate.
2. Tape the stick as a handle onto the back of your paper plate mirror.
3. Color the crown and decorate it with assorted craft supplies.
4. Look in your "Be Brave Mirror." Tape the crown over where you see your head in the mirror.


Craft Discussion:

- **Who did the king choose to be the queen?** (Esther.)
- **Queen Esther had to ask the king for something important.**
- **Everyone was afraid to go to the king without an invitation. Queen Esther was afraid, too. Was Queen Esther strong and brave to go see the king?** (Yes.)
- **(Ages 4-5 only) That sounds like our Whisper Verse! Let's say it with our motions right now!** Say the Whisper Verse together with the hand motions.
- **Look in your mirror. God can help you be strong and brave to speak the truth as Queen Esther did.**

CRAFT SAMPLE







Queen Esther Helps God's People
Esther 2:7, 9; 4:14-16; 5:1-2; 7:1-3