



Appendix

*Resources are also available in Word Document form in a zip file.

Session 1: Seeing the Light

- *Opening Activity: A Light in the Darkness Sample
- *Challenge: God and Me
- *Baptism: Celebration Information

Session 2: Choosing the Way

- *A.B.C. Prayer
- New Believer's Guide for Children

Session 3: Becoming a New Creation

- *Illustration: Metamorphosis of a Butterfly Coloring Pages
- *Illustration: Metamorphosis of a Butterfly Visuals

Session 4: Celebrating a New Identity

- Opening Activity: Who Am I? Nametags (Print on paper or 2" x 4" labels.)
- *Illustration: Properties of Water Visuals
- Share Your Story: "Why I Wanted to Be Baptized" Water Drops Visual
- *Baptism: "Do You Want to Be Baptized?" Information
- *Baptism: Celebration Invitation
- *Baptism: Celebration Guests RSVP
- *Baptism: My Baptism Bookmark

Session 5: Belonging to God's Family

- *Opening Activity: Fingerprint Faces Sample
- *Apostles' Creed Activity: Apostles' Creed Shuffle Visuals
- *Baptism: Preparing for Baptism for Mentors

Session 1: Seeing the Light

Opening Activity: A Light in the Darkness

Sample





God and Me

Student Version

Date: _____

Circle the sentence that best describes your relationship with God today.



I know about God.



I love God.
He is the most important one in my life.



I'm not sure what I believe about God.

Use the space below or the back of this page to write or draw a picture of a question you would like to ask God.



God and Me

Mentor Version

Date: _____

Circle the sentence that best describes your relationship with God today.



I know about God.



I love God.
He is the most important one in my life.



I'm not sure what I believe about God.

Use the space below or the back of this page to write your questions about God.



Baptism Celebration

At the conclusion of Young Disciples Step 1, all students, mentors, and their families are invited to attend a Baptism Celebration. All who are in attendance are witnesses to each baptism performed.

Any student or mentor participating in Young Disciples Step 1 is invited to be baptized at this special time. Your baptism is a special moment in your relationship with God and in your relationship with the family of God.

Date/Time: _____

Location: _____

What if I have questions about baptism? We hope you do have questions! At session 4, we will talk about the meaning of baptism and why it is important.

Do I have to be baptized? No, you may choose to wait but be sure to talk with your mentor and/or your Step 1 Leader about any questions or concerns you have. Even if you choose not to be baptized, we would encourage you to attend the Baptism Celebration as a witness to those in your class who will be baptized.

What if I've already been baptized? We would encourage you to attend the Baptism Celebration as a witness to those in your class who will be baptized.

How do I register to be baptized? Sign up with your Step 1 Leader.

Who can come? Invite your family and friends to attend. *Baptism Celebration Invitations* will be provided. We want our friends and family to know we are disciples of Jesus!

What do I wear to be baptized? Please wear dark-colored modest length shorts/pants and a shirt over a swimsuit. Bring a towel and a dry outfit to change into after you are baptized.

What will happen at the Baptism Celebration? You and your mentor will have time to meet the person who will be baptizing you prior to the Celebration. After a time of worship, the baptism sacrament will begin. When it is your turn to be baptized, just before you go under the water or are sprinkled with water, you will be asked to proclaim this statement of faith: **"Jesus is Lord. I will follow Him forever."** There will be a place for you to change into dry clothes before rejoining the celebration. Following the baptism will be a reception to continue the celebration.

A.B.C. Prayer

Lord Jesus, I **A**dmit that I'm a sinner.

I **B**elieve You are the Lord who died to take my sins away.

Please **C**ome into my heart and I'll follow You forever.

In Jesus name, I pray, AMEN!

A.B.C. Prayer

Lord Jesus, I **A**dmit that I'm a sinner.

I **B**elieve You are the Lord who died to take my sins away.

Please **C**ome into my heart and I'll follow You forever.

In Jesus name, I pray, AMEN!



NEW BELIEVER'S GUIDE

FOR
CHILDREN

NAME:

Age:

Date:

Jesus invites us all to follow Him. Today I ...

Q. What's next?

- A.** READ the Bible to discover who God is and what He has done.



LOVE God with all your heart and soul and mind. LOVE your neighbor as yourself.



**Enjoy God
Forever!**

Dear Parent,

During today's invitation to prayer, your child asked to be led in a prayer of salvation. We want to celebrate this important step of spiritual growth with you as well as answer any questions you may have. This New Believer's Guide illustrates for children the relationship with God and humankind in accordance with the Scriptures. It also includes a section containing questions frequently asked by new believers and their families. To encourage your child on his or her journey to spiritual maturity in Christ, the gift of a Bible or prayer journal would be a meaningful way to mark this special day. Some prefer to present their child with a more personal gift such as the childhood Bible that belonged to a favorite relative. Please contact us if you need assistance in providing your child with a Bible, or if we can serve your family in any way.

THE STORY OF GOD AND HIS PEOPLE

In the beginning God created the heavens and the earth. He made the stars and the planets, the land and the seas, the plants and the animals, the birds and the sea creatures. Then He created man and woman. He named them Adam and Eve and put them in a beautiful garden where they were always close to God.

For the whole story, read Genesis 1-2.



4

A. How do I study the Bible?

A. At church, you can learn the Bible stories with others. At home, you can use The Daily Ways or W3 Journals. (These are take-home Bible studies available for free download at www.resourcewell.org/children-ministry/) If you'd like to read a book of the Bible, start with the book of John.

A. How do I pray?

A. Prayer is just talking to God. You can pray out loud or quietly to yourself. You can pray when you are with others or when you are alone. You can pray to God whenever you want to talk to Him. You can use your own words or you can memorize and say the words that Jesus used in Matthew 6:9-13 when He taught us to pray:

*"Our Father, who art in heaven,
hallowed be Your name.
Your Kingdom come, Your will be done
on earth as it is in heaven.
Give us this day our daily bread.
Forgive us our sins, as we forgive those
who sin against us.
And lead us not into temptation,
but deliver us from the evil one.
For Yours is the Kingdom and the power
and the glory forever. Amen."*

9

QUESTIONS & ANSWERS

Q. I don't feel like Jesus is in my heart. Did my prayer work?

A. Some people feel like a new person when they ask Jesus into their hearts. Some people don't feel any change at all. The Bible does not say you should feel a certain way, but it clearly says that "those who call upon the Lord will be saved." Romans 10:13

Q. What if I think or say or do something wrong today? When I sin, do I have to start all over?

A. No. Once you have Jesus in your heart the Bible promises us that nothing can separate us from God's love. Romans 8:39

Q&A

When Adam and Eve disobeyed God, that was the first sin. Sin is doing wrong in God's eyes. It is doing things our way instead of God's way.



A holy and perfect God can not ever be near sin. So God sadly sent them out of the Garden. Ever since that day, our sins have separated us from God. The Bible says we all have sinned. It's as if God is on His Holy Mountain and we are on a faraway cliff. No matter how hard we try, there is no way to get to God by ourselves.

And so, God made a way...





God loved us so much that He sent His only Son Jesus to make a way for us to be with God. Jesus made a way by taking away the one thing that kept us apart from God – our sins. When Jesus died on the cross He took away the sins of the world. He was innocent, but He paid for all our sins by taking our punishment. It's as if Jesus used His cross to make a bridge for us to get back to God.

Jesus invites us all to follow Him.



The first step of your new life with God is praying the **A.B.C. prayer:**

Lord Jesus,

I Admit that I'm a sinner.

I Believe You are the Lord who died to take my sins away.


Please Come into my heart and I'll follow You forever.

In Jesus name, I pray. AMEN!

When you prayed this, Jesus sent His Holy Spirit to live in your heart. He gave you a new life forever close with God. It's called eternal life and it's yours forever!



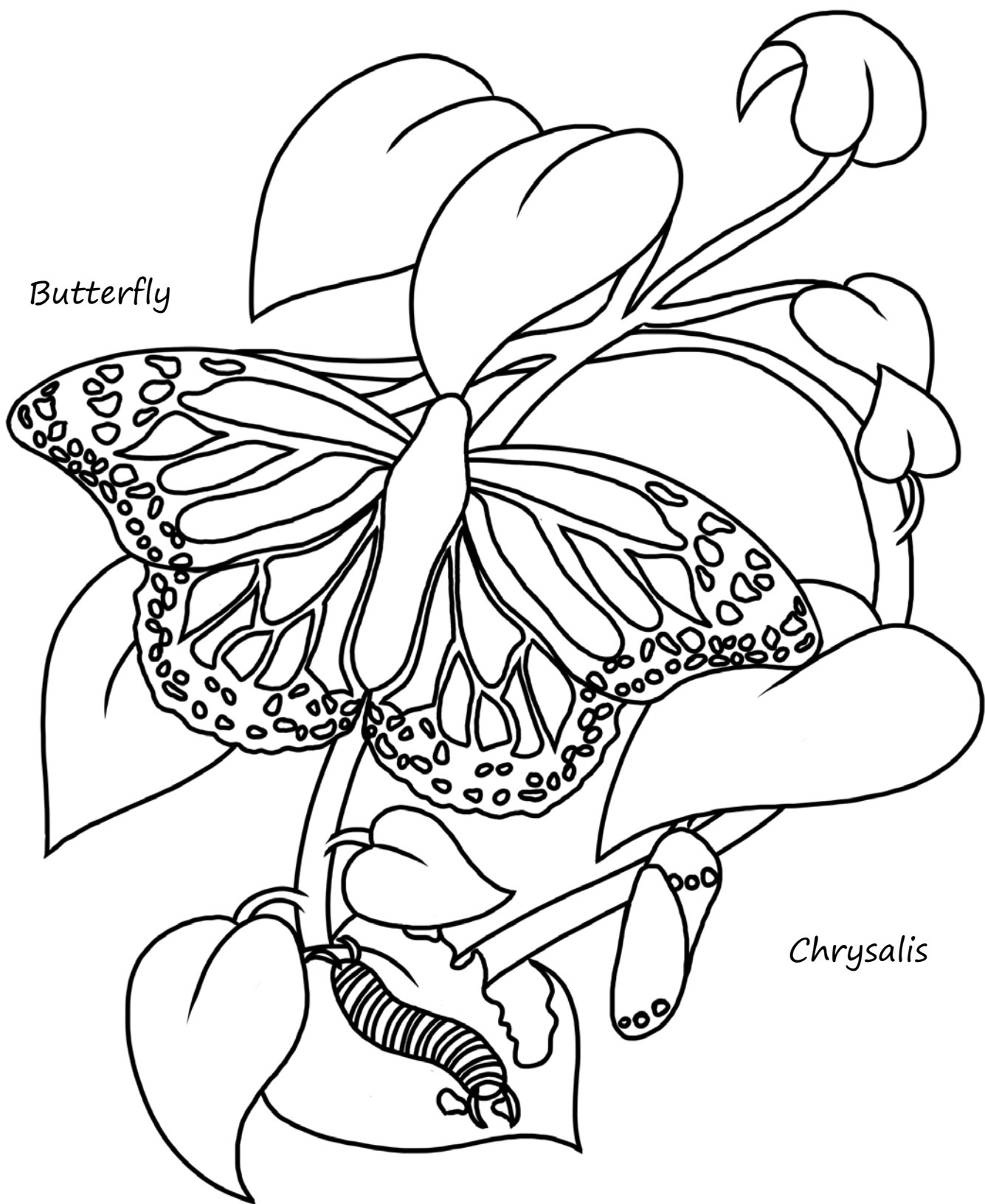
for more about eternal life, check out John 3:16.



Butterfly

Chrysalis

Caterpillar






Metamorphosis
of a Butterfly



Caterpillar



Chrysalis

Butterfly



Firefighter

Dancer

Police officer

Chef

Teacher

Doctor

Preacher

Nurse

Librarian

Veterinarian

Airplane Pilot

Race Car

Race Car

Artist

Singer

Military
Officer

Auto Mechanic

Photographer

Zoo Keeper

Dog Trainer

Bird

Butterfly

Cat

Dog

Elephant

Fish

Giraffe

Hamster

Horse

Lizard

Monkey

Pig

Snake

Turtle

Sheep

Lion

Alligator

Dolphin

Bear

Frog



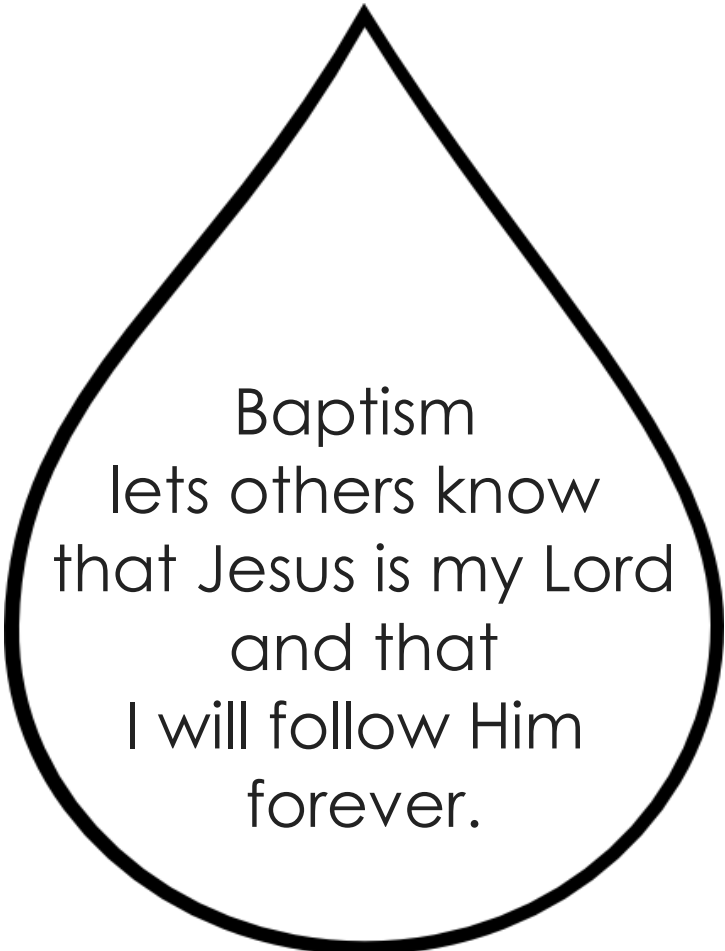




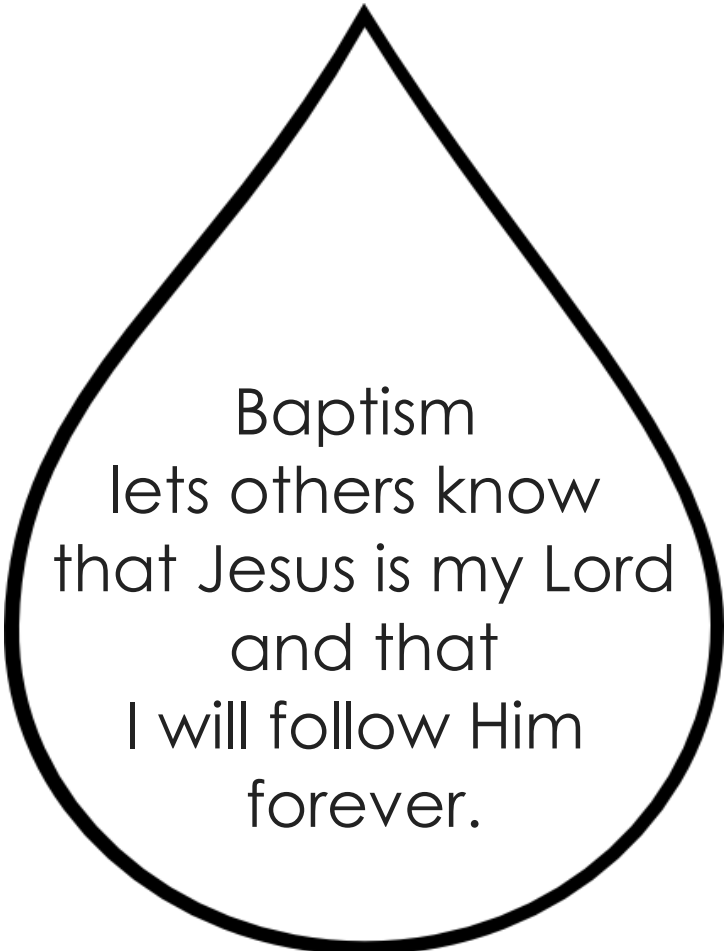




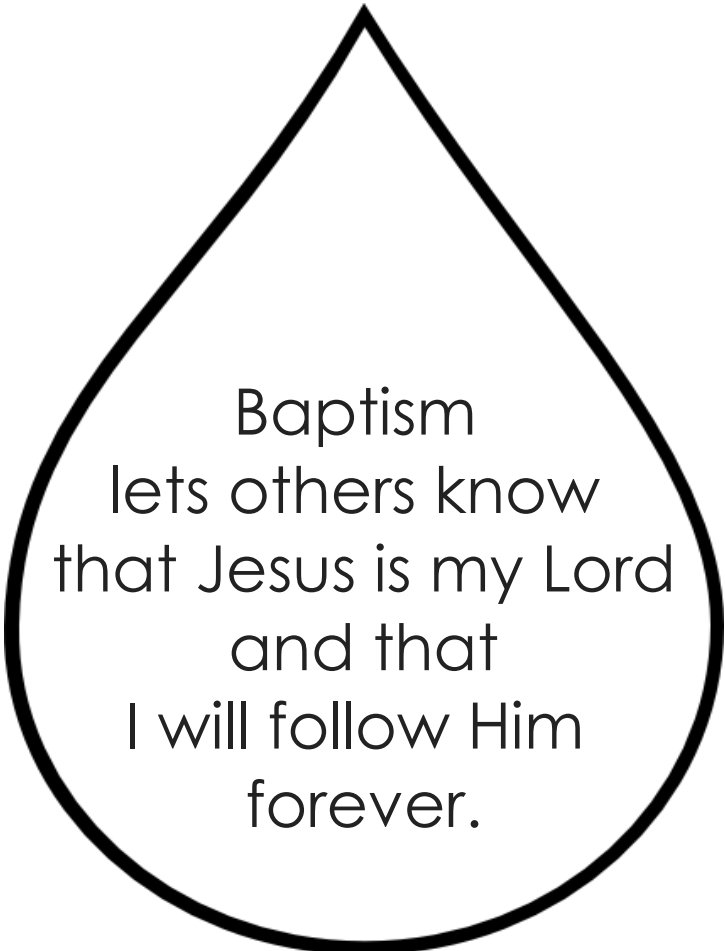




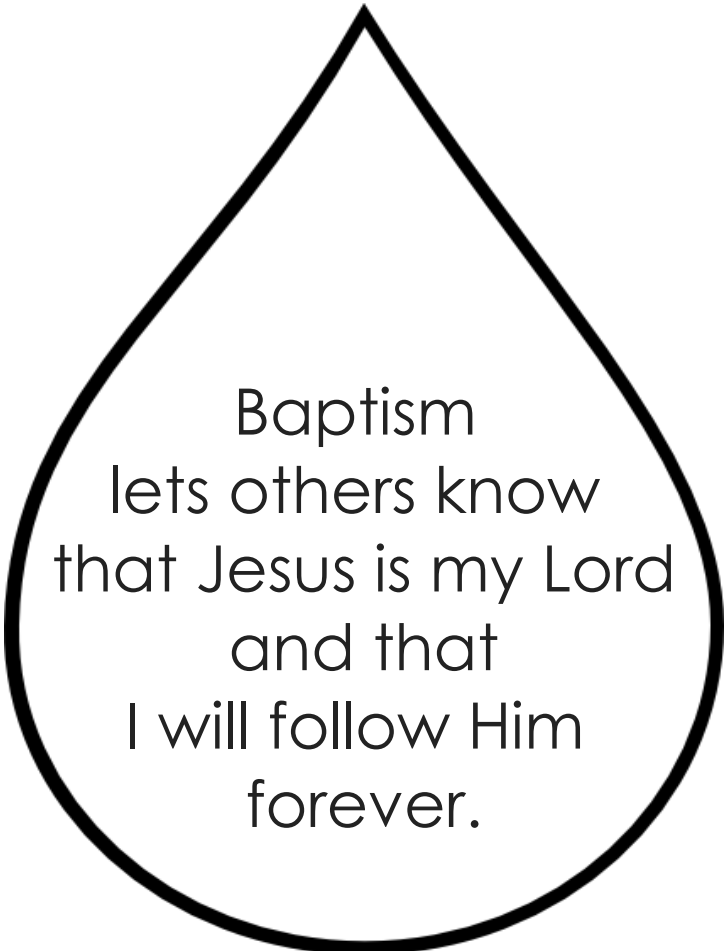
Baptism
lets others know
that Jesus is my Lord
and that
I will follow Him
forever.



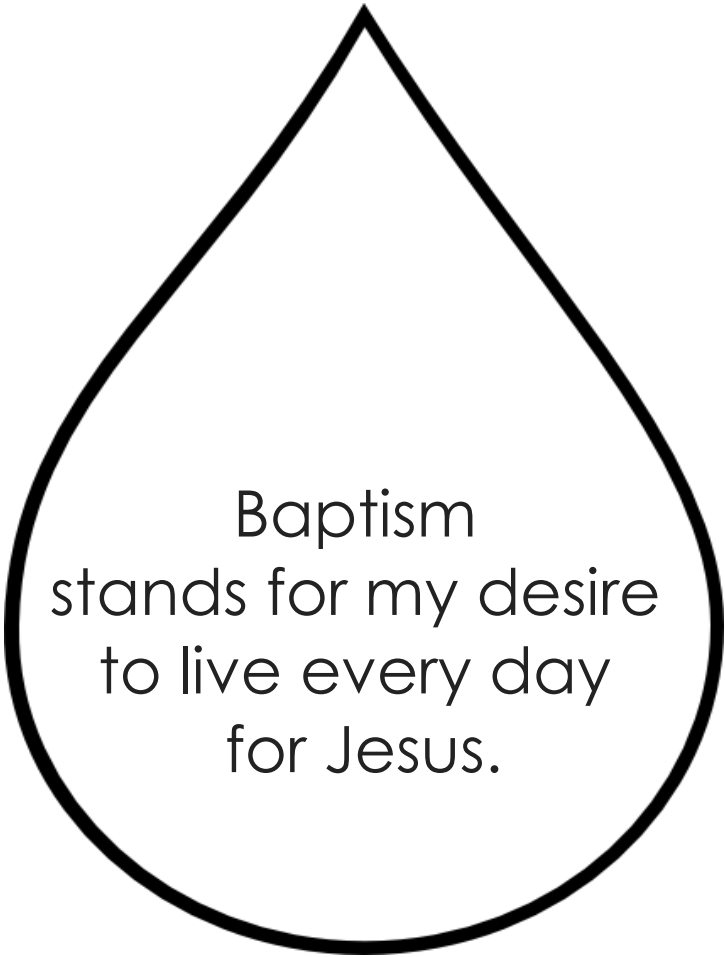
Baptism
lets others know
that Jesus is my Lord
and that
I will follow Him
forever.



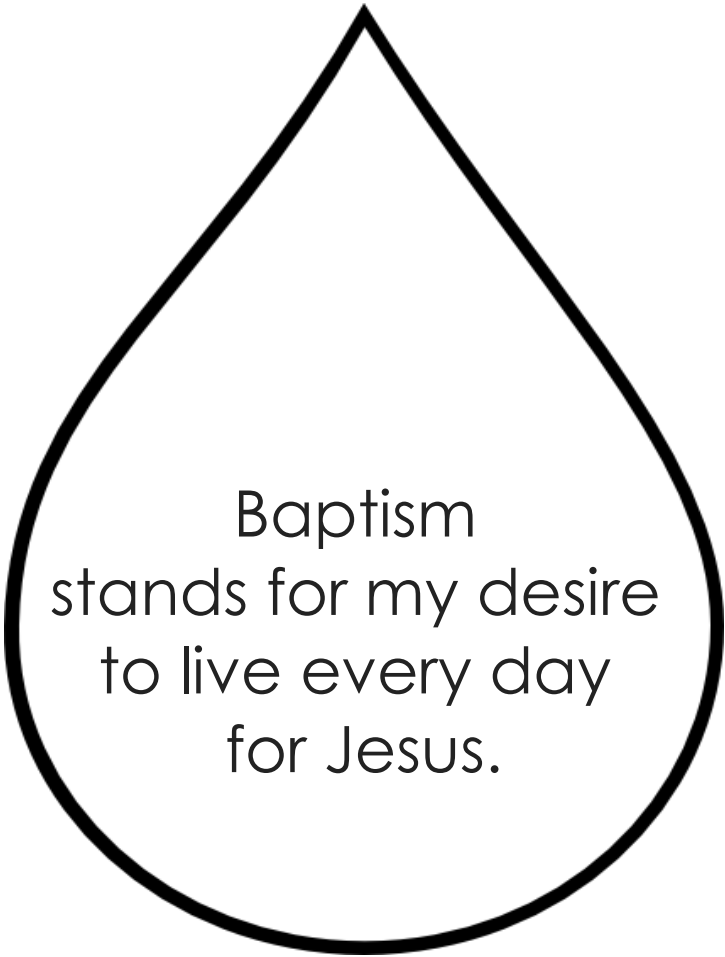
Baptism
lets others know
that Jesus is my Lord
and that
I will follow Him
forever.



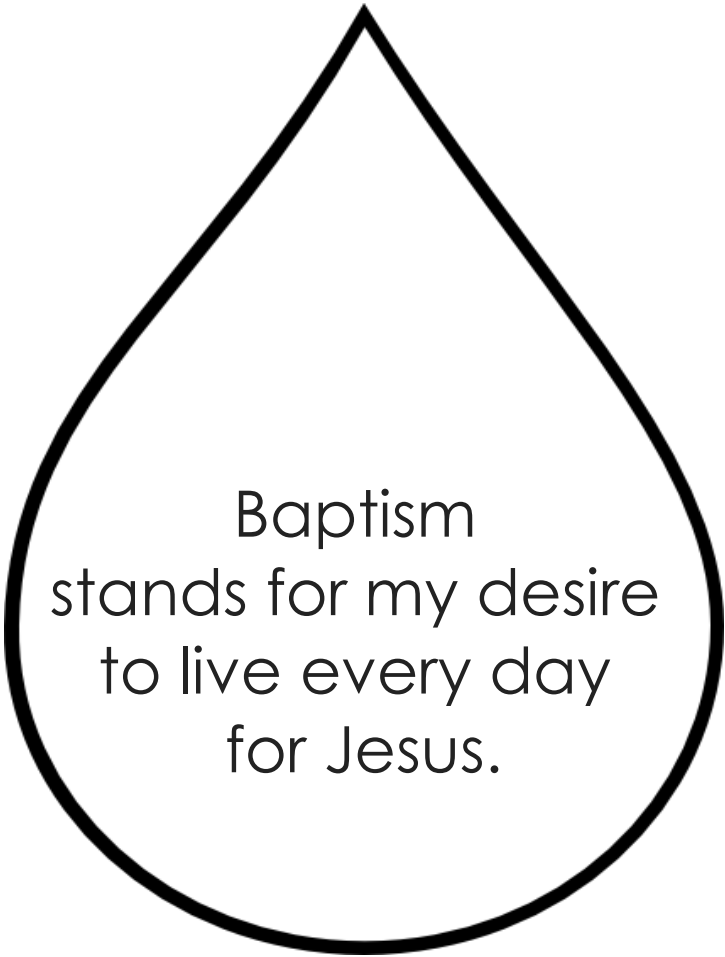
Baptism
lets others know
that Jesus is my Lord
and that
I will follow Him
forever.



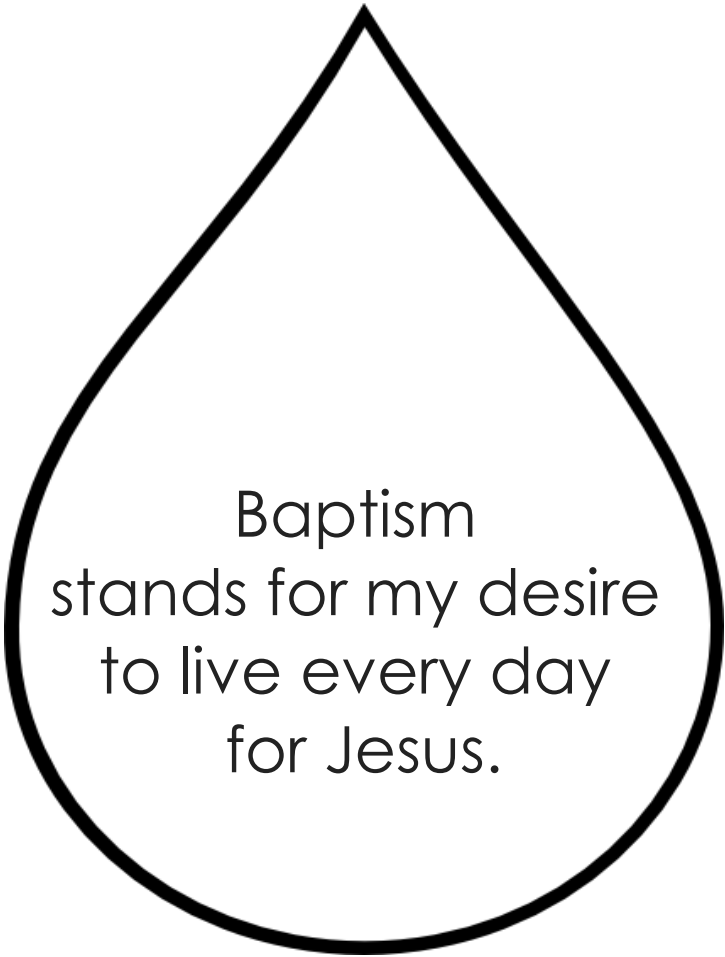
Baptism
stands for my desire
to live every day
for Jesus.



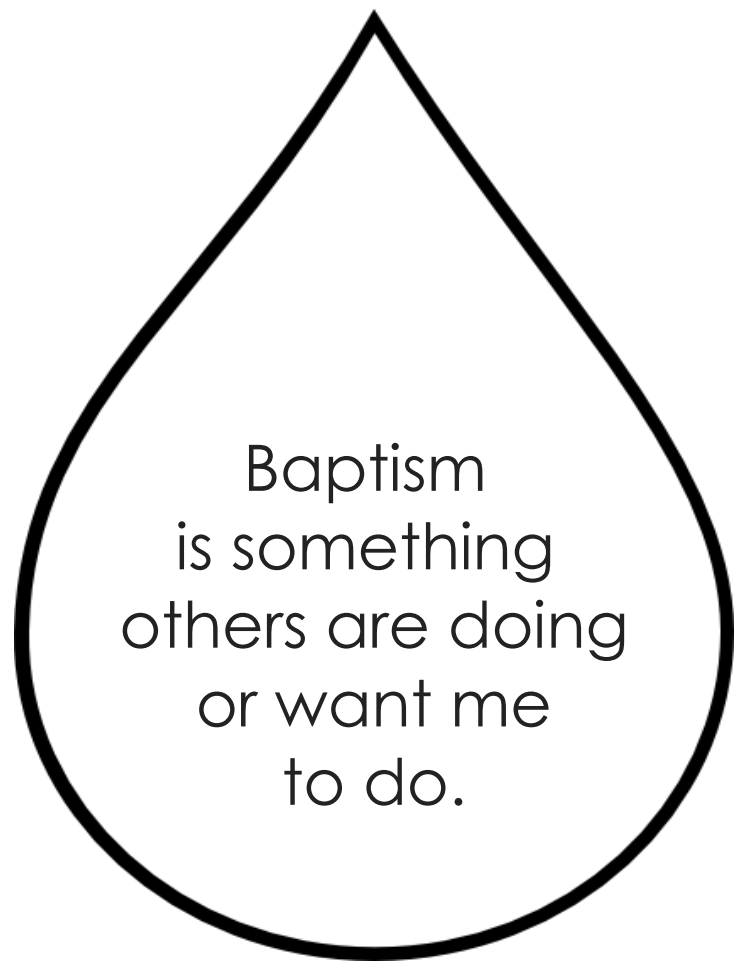
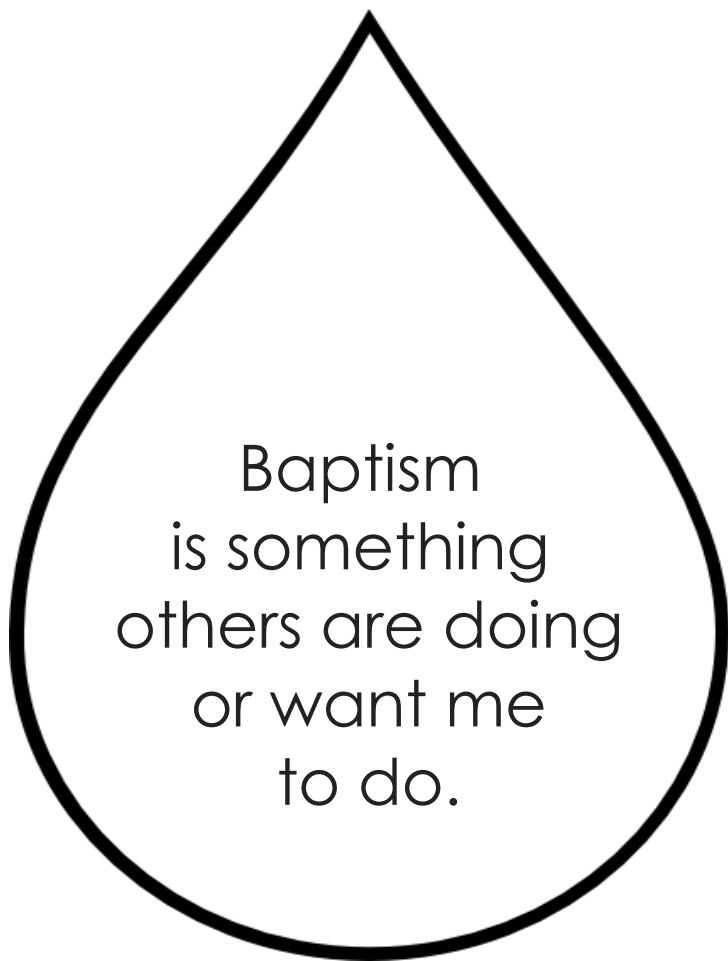
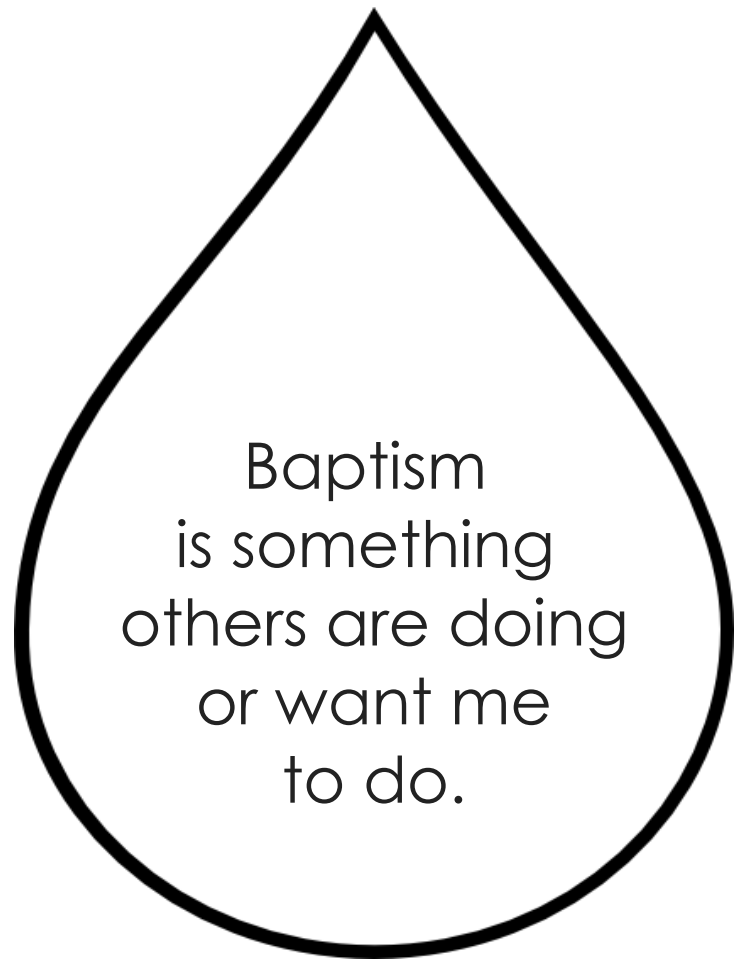
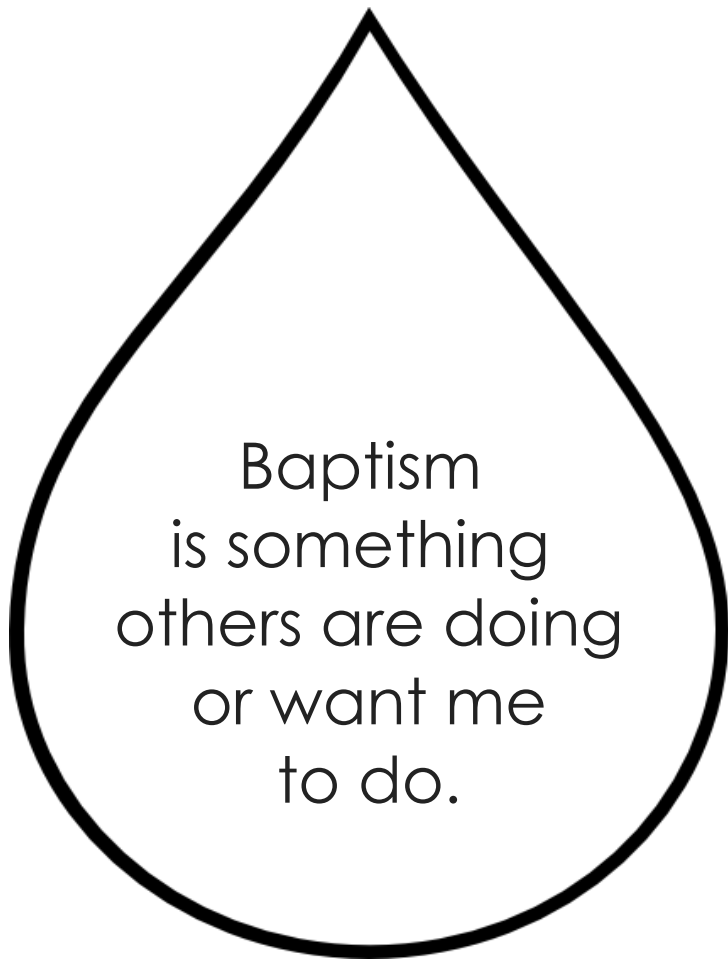
Baptism
stands for my desire
to live every day
for Jesus.







Baptism
stands for my desire
to live every day
for Jesus.



Baptism
stands for my desire
to live every day
for Jesus.







Do You Want To Be Baptized?

Young Disciples' Baptism Celebration

The Young Disciples Baptism Celebration will be held soon after the fifth and final session of Young Disciples Step 1. If you would like to be baptized at the celebration, please read the information below and discuss it with your mentor in the days prior to your baptism.

Date/Time: _____

Location: _____

Preparations for Baptism:

1. Meet with your mentor to discuss your reasons for wanting to be baptized and to share your story of how you chose to ask Jesus to be your Lord and Savior.
2. Ask your mentor any questions you have about baptism or the celebration.
3. Sign up to be baptized with your Step 1 leader.
4. Invite your family and friends to attend. *Baptism Celebration Invitations* are available. We want our friends and family to know we are disciples of Jesus!
5. Complete the *Baptism Celebration Guests* card with the names of your family and friends who plan to attend and bring it to our next class.
6. To be ready to tell others why you want to be baptized, review what you wrote about baptism in your Student's Journal, Daily Steps Session 4.

At the Baptism Celebration:

- Please wear dark-colored modest length shorts/pants and a shirt over a swimsuit. Bring a towel and a dry outfit to change into after you are baptized.
- Arrive 30 minutes before the celebration and check in with your leader.
- Before the celebration begins, you and your mentor will meet the person who will be baptizing you. After a time of worship, the baptism sacrament will begin.
- When it is your turn to be baptized, just before you go under the water or are sprinkled with water, you will be asked to proclaim this statement of faith: **"Jesus is Lord. I will follow Him forever."**
- There will be a place for you to change into dry clothes before rejoining the celebration.
- The celebration of your baptism will continue at the reception.

Tips:

- At the celebration, instead of letting yourself be distracted with thoughts about the guests, your clothes, or the water, focus your thoughts on why you are being baptized.
- Remember that God is always with you and He will be with you when you are being baptized. Your baptism is a special moment in your relationship with God and in your relationship with the family of God. Enjoy this important day!



You are invited to the Baptism Ceremony for

Name _____

Date _____

Time _____

Location _____

Therefore go and
make disciples of all
nations, baptizing
them in the name of
the Father and of
the Son and of the
Holy Spirit, and
teaching them to
obey everything
I have commanded
you. And surely I am
with you always,
to the very end
of the age."

Matthew 28:19-20

A brief reception will follow the ceremony.

We look forward to seeing you!



You are invited to the Baptism Ceremony for

Name _____

Date _____

Time _____

Location _____

Therefore go and
make disciples of all
nations, baptizing
them in the name of
the Father and of
the Son and of the
Holy Spirit, and
teaching them to
obey everything
I have commanded
you. And surely I am
with you always,
to the very end
of the age."

Matthew 28:19-20

A brief reception will follow the ceremony.

We look forward to seeing you!



You are invited to the Baptism Ceremony for

Name _____

Date _____

Time _____

Location _____

Therefore go and
make disciples of all
nations, baptizing
them in the name of
the Father and of
the Son and of the
Holy Spirit, and
teaching them to
obey everything
I have commanded
you. And surely I am
with you always,
to the very end
of the age."

Matthew 28:19-20

A brief reception will follow the ceremony.

We look forward to seeing you!



You are invited to the Baptism Ceremony for

Name _____

Date _____

Time _____

Location _____

Therefore go and
make disciples of all
nations, baptizing
them in the name of
the Father and of
the Son and of the
Holy Spirit, and
teaching them to
obey everything
I have commanded
you. And surely I am
with you always,
to the very end
of the age."

Matthew 28:19-20

A brief reception will follow the ceremony.

We look forward to seeing you!





Below are the names of my family and friends who are able to attend the

Young Disciples' Baptism Celebration on _____
(date and time)



Below are the names of my family and friends who are able to attend the

Young Disciples' Baptism Celebration on _____
(date and time)



My Baptism Bookmark


Instructions:

1. Use markers, crayons, colored pencils, or paint to color the cross.
2. Cut along the dotted lines to cut out your baptism bookmark.
3. If you have been baptized, write in the date and location. Sign your name below the statement of faith under the cross.
4. If you have not been baptized yet, fill in the blanks on the day of your baptism.
5. On the back of your bookmark, you can write a favorite scripture or your thoughts about following Jesus.
6. Place your baptism bookmark in your Bible or your Young Disciples Journal.

I was baptized

on _____
(date)

at _____
(location)



**Jesus is Lord.
I will follow Him
forever.**

(signature)

Session 5: Belonging to God's Family
Opening Activity: Fingerprint Faces
Sample



I believe in God,

**the Father
Almighty,**

**Creator of heaven
and earth.**

**I believe in
Jesus Christ,**

God's only Son,

our Lord,

**who was
conceived by the
Holy Spirit,**

**born of the
Virgin Mary,**

**suffered under
Pontius Pilate,**

was crucified,

died,

and was buried.

**On the third day
He rose again;**

**He ascended into
heaven,**

**He is seated at
the right hand of
the Father,**

**and He will come
again**

**to judge the
living and the
dead.**

**I believe in the
Holy Spirit,**

**the holy catholic
church,**

**the communion
of saints,**

**the forgiveness
of sins,**

**the resurrection
of the body,**

**and the life
everlasting.**

Amen



Young Disciples Step 1:
Becoming a Disciple

Preparing for Baptism for Mentors

Tips on preparing your young disciple for baptism

The Young Disciples Baptism Celebration will be held soon after the fifth and final session of Young Disciples Step 1. If your young disciple is planning to be baptized at the celebration, be sure to read the information below. Then, discuss it with your young disciple in the days prior to his or her baptism.

Tips for Mentors:

Review Daily Steps for Sessions 4 and 5 in your Mentor Journal.

If you also wish to be baptized, consider doing so alongside your young disciple at the Young Disciples Baptism Celebration. Discuss the details with your Step 1 leader or the person conducting the ceremony.

Be sure your young disciple's family and friends who wish to attend have the necessary information such as date, time, and location.

Ask your leader or the person conducting the ceremony if you can come forward and stand with your young disciple when he or she is baptized.

If possible, plan to have someone take a photograph of you and your young disciple to commemorate the day.

Consider joining with your young disciple's family members to present him or her with a gift to commemorate the day of his or her baptism. This gift can be a letter, a journal, a Bible, or any gift that would be a memento of this important day.

Meet with your young disciple to review invitations and other details such as arrival time and appropriate clothing for baptism. Discuss the tips below to help prepare him or her.

Tips for your Young Disciple:

In order to be ready to tell others why you want to be baptized, review the thoughts and feelings you wrote in your young disciple's Student Journal, Daily Steps Session 4.

At the celebration, instead of letting yourself be distracted with thoughts about the guests, your clothes, or the water, focus your thoughts on why you are being baptized.

Remember that God is always with you and He will be with you when you are being baptized. Your baptism is a special moment in your relationship with God and in your relationship with the family of God. Enjoy this important day!