



Optional Craft Template and Sample: Ages 2-3/4-5
Prophets & Promises Part 1: Acts through Revelation
Unit 1, Lesson 3

Stephen Serves Others

Lesson Aim: To know we can serve others
by feeding the hungry.

THE WORSHIP

Who God Is: The Spirit Who Gives Us Power

THE WORD

Bible Story: Acts 6:1-8

What He Has Done: God helped Stephen serve others by feeding the hungry.

CRAFT: SERVING APRON

Purpose: To remind the children they can serve others like Stephen did.

Supplies: Craft template, large (11-inch x 17-inch) sturdy brightly colored paper, additional sturdy paper, yarn or string, crayons or markers

Prepare Apron: For each child: (1) Using the sample on the next page, cut the shape of an apron from large (11-inch x 17-inch) sturdy brightly colored paper. Punch two holes at the top. String a piece of yarn long enough to tie around a child's neck through the two holes. (2) Use the pocket template to print and cut a pocket from sturdy colored paper. and cut a 4-inch x 6-inch rectangle and attach it to the front for an apron pocket. On the front of the pocket, print:

Stephen feeds the hungry.

Acts 6:1-8

Prepare Food Shapes: Cut three food shapes from sturdy colored paper. Shapes should be small enough to fit in the apron pocket.

Optional: Punch two more holes at the sides of the apron to tie yarn around the child's waist. Teacher may choose to make aprons from cloth instead of paper and sew or hot glue a pocket to the apron front.

Directions:

1. Color the apron.
2. Color the food shapes.
3. Put the food shapes in the apron pocket.
4. Help the children tie on their aprons.


Ages 2-3 Craft Discussion:

- **Who did Stephen serve?** (People who were hungry.)
- **Stephen gave food to others. He did not want them to be hungry.**
- **God loves when we help others. Our serving aprons remind us we can help people by giving food to those who need it. You can serve others, just as Stephen did!**

Ages 4-5 Craft Discussion:

- **Who did Stephen serve?** (People who were hungry.)
- **Stephen gave food to others. He did not want them to be hungry.**
- **The Bible says, "serve others." Stephen obeyed. That's today's Whisper Verse. Let's say it with our motions right now!** Say the Whisper Verse together with the hand motions.
- **Take out one piece of food from your apron and give it to someone else!** Help children trade food shapes with each other. **You can serve others, just as Stephen did!**

Use this sample
template to create
an apron using
11x17 paper or any
paper large enough
to create an apron
for a small child.

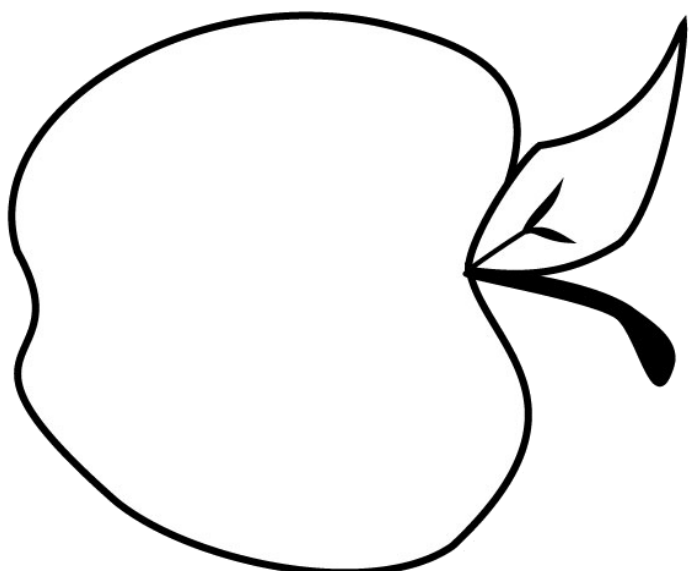
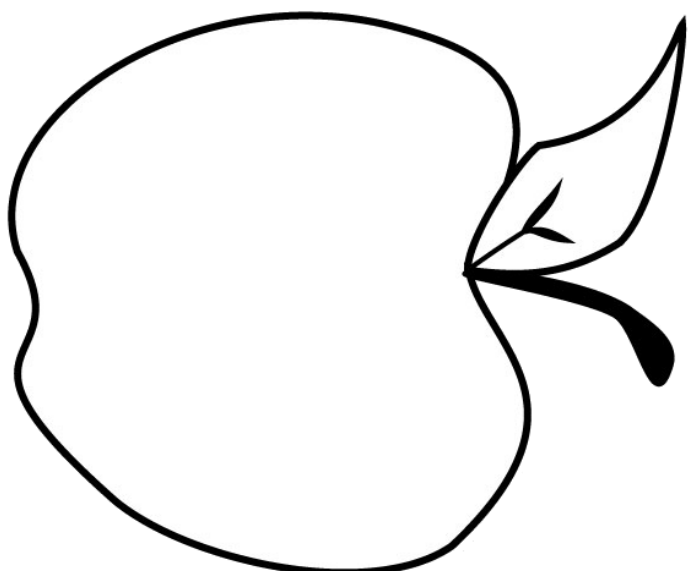
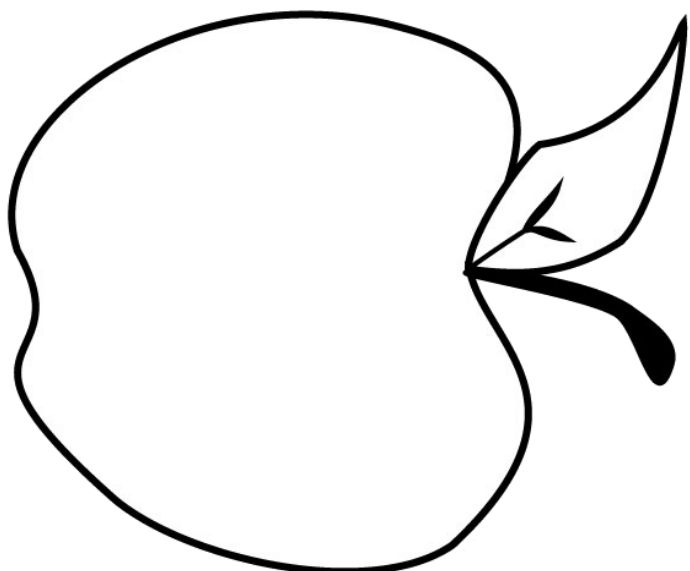
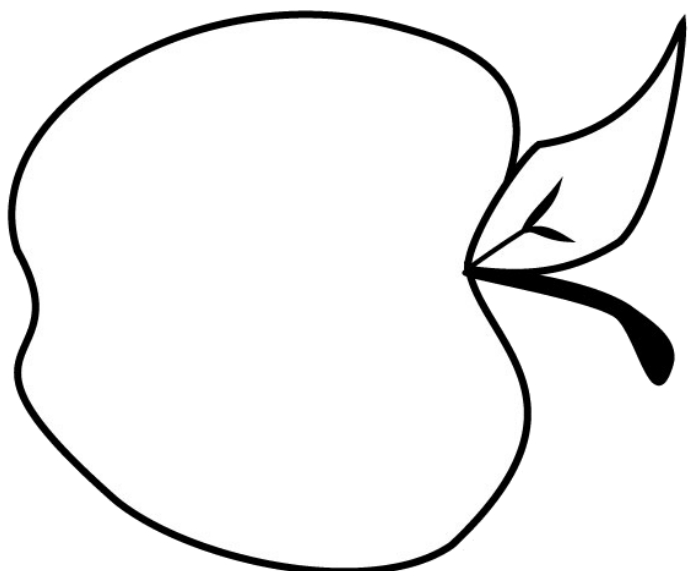
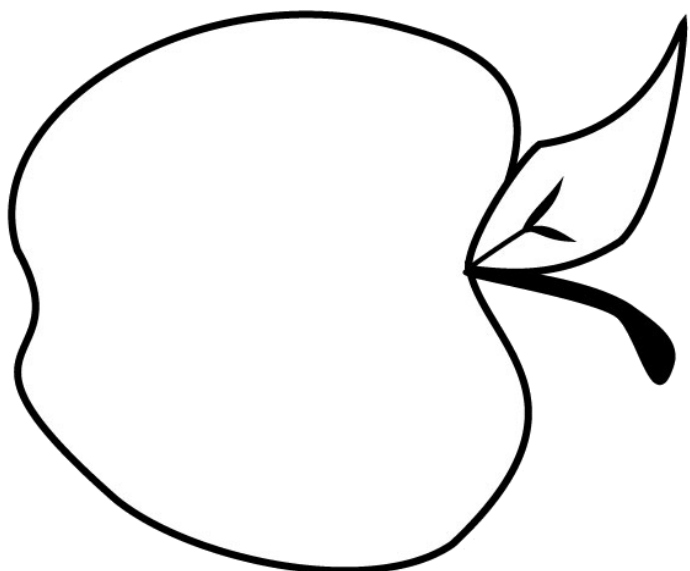
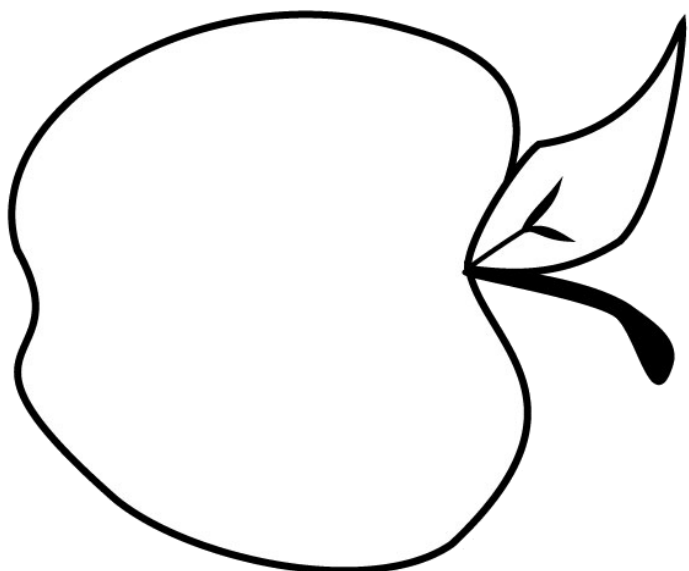


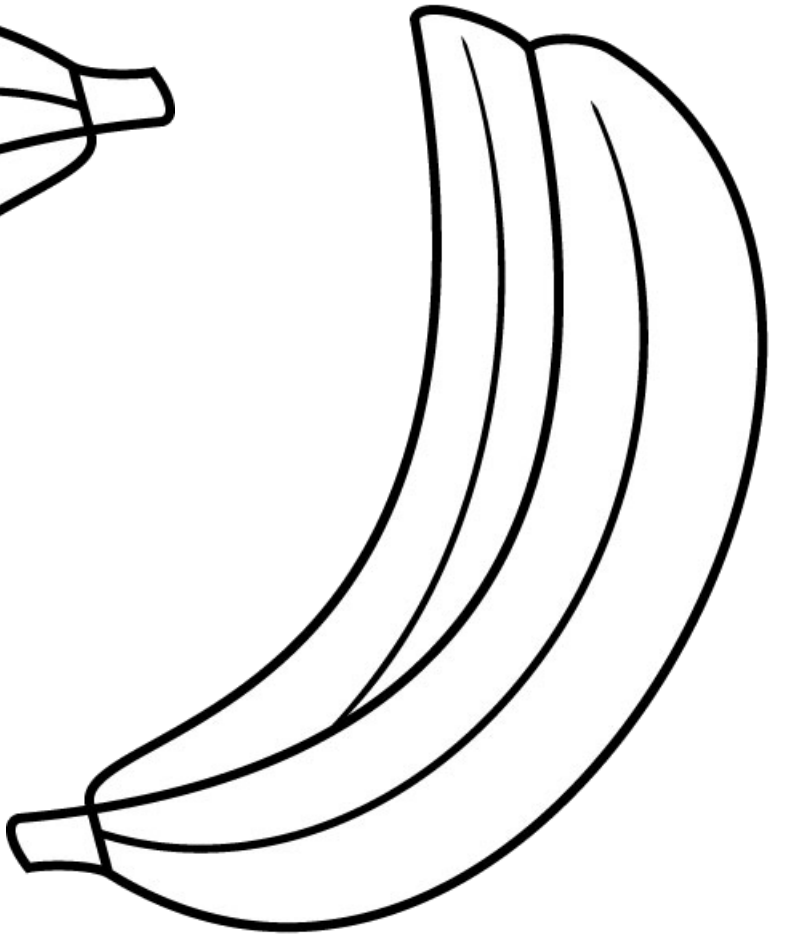
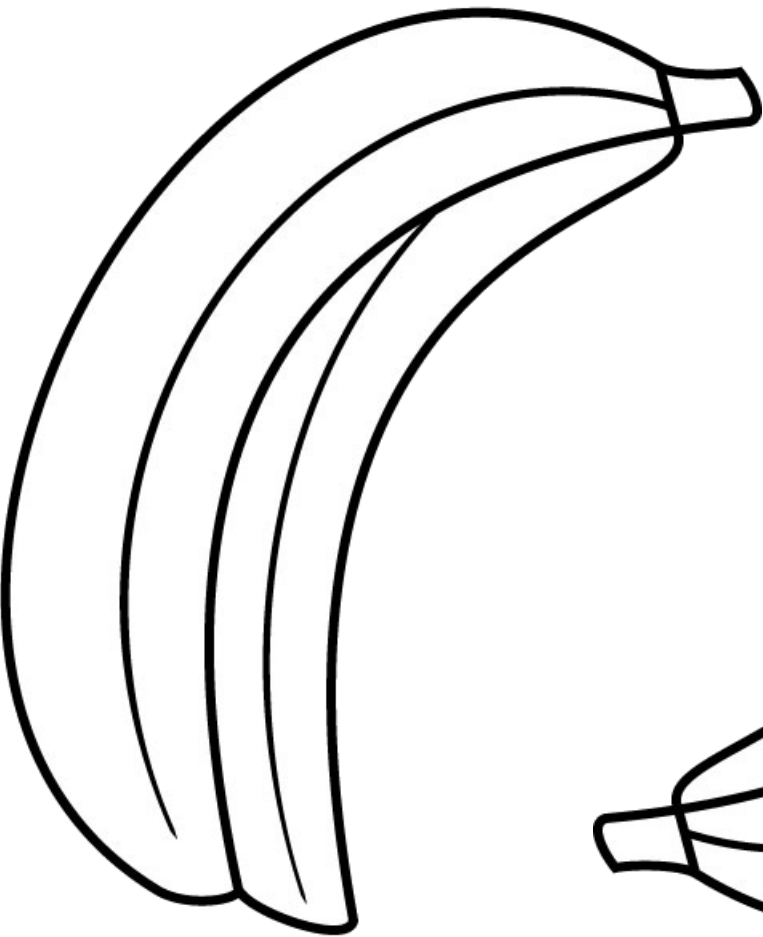
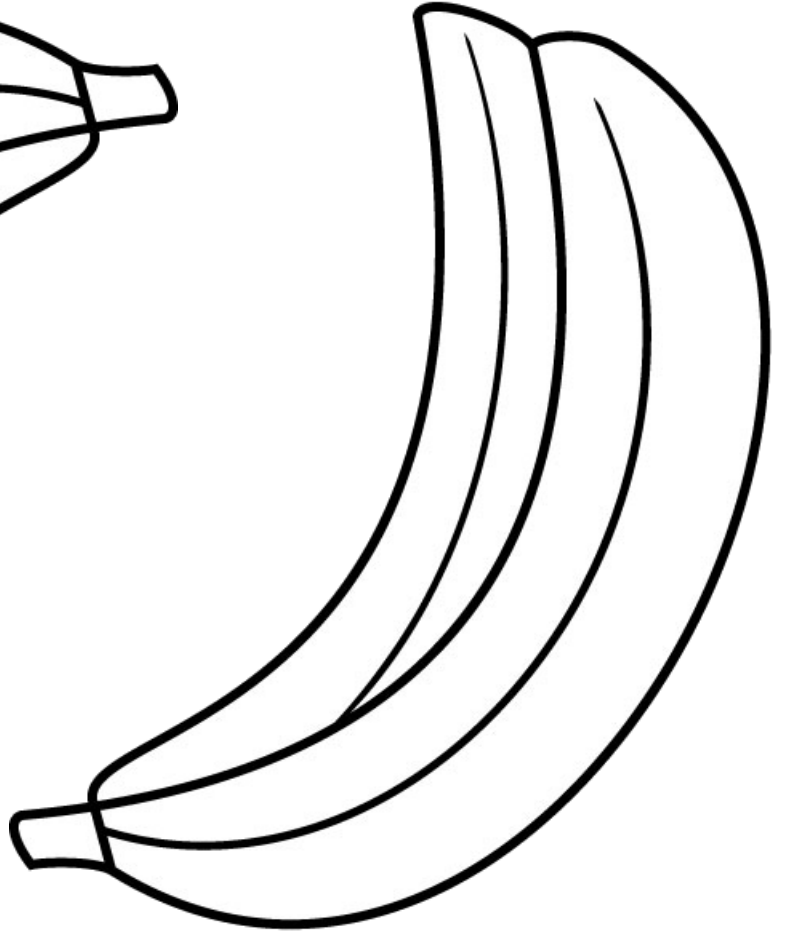
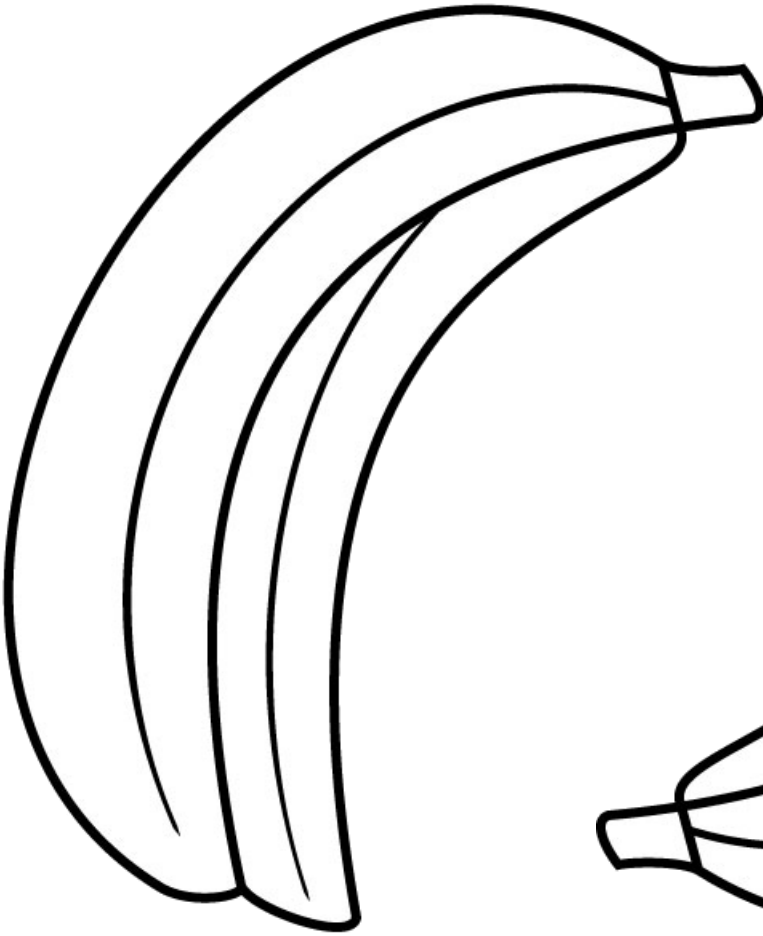
Stephen feeds the hungry.

Acts 6:1-8




Stephen feeds the hungry.

Acts 6:1-8





Optional: If grapes are more common in your area, feel free to substitute grapes for the apples or bananas.



CRAFT SAMPLE

