


PONDER! To celebrate the coming of Jesus, create a family Advent Wreath using a circle of greenery and four candles to stand for the four Sundays before Christmas. Light the second candle as the Angel Candle and read Luke 1:26-38. Talk about God's promise to Mary. Who delivered God's promise to her?

PRAY! Pray this prayer each day this week: "Lord, thank You for promising to send Your Son Jesus. We are so happy we can celebrate Jesus' birth this Christmas! Amen."

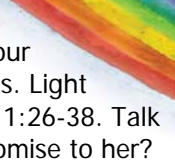
PLAY! God gave Jesus a family. He gave you a family, too. Your family is special to God. Draw a picture of each family member. Collect the pictures into a "family picture album." Share stories about the people in the pictures.

BIBLE MEMORY VERSE



"Give thanks (thanks) Move open hands up and away, flicking fingers twice.
to the Lord (Lord) Make "L" shape with right index finger and thumb. Move "L" from left shoulder to right hip as a royal sash.
for He is good." (good) Palms up, move one hand from mouth to lay on top of other palm.
Psalm 118:1a Hold hands open, as if holding a Bible.

P&P Ages 2-3 U10L49




PONDER! To celebrate the coming of Jesus, create a family Advent Wreath using a circle of greenery and four candles to stand for the four Sundays before Christmas. Light the second candle as the Angel Candle and read Luke 1:26-38. Talk about God's promise to Mary. Who delivered God's promise to her?

PRAY! Pray this prayer each day this week: "Lord, thank You for promising to send Your Son Jesus. We are so happy we can celebrate Jesus' birth this Christmas! Amen."


PLAY! God gave Jesus a family. He gave you a family, too. Your family is special to God. Draw a picture of each family member. Collect the pictures into a "family picture album." Share stories about the people in the pictures.

BIBLE MEMORY VERSE



"Give thanks (thanks) Move open hands up and away, flicking fingers twice.
to the Lord (Lord) Make "L" shape with right index finger and thumb. Move "L" from left shoulder to right hip as a royal sash.
for He is good." (good) Palms up, move one hand from mouth to lay on top of other palm.
Psalm 118:1a Hold hands open, as if holding a Bible.

P&P Ages 2-3 U10L49




PONDER! To celebrate the coming of Jesus, create a family Advent Wreath using a circle of greenery and four candles to stand for the four Sundays before Christmas. Light the second candle as the Angel Candle and read Luke 1:26-38. Talk about God's promise to Mary. Who delivered God's promise to her?

PRAY! Pray this prayer each day this week: "Lord, thank You for promising to send Your Son Jesus. We are so happy we can celebrate Jesus' birth this Christmas! Amen."

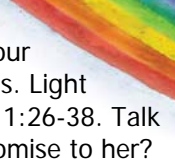
PLAY! God gave Jesus a family. He gave you a family, too. Your family is special to God. Draw a picture of each family member. Collect the pictures into a "family picture album." Share stories about the people in the pictures.

BIBLE MEMORY VERSE



"Give thanks (thanks) Move open hands up and away, flicking fingers twice.
to the Lord (Lord) Make "L" shape with right index finger and thumb. Move "L" from left shoulder to right hip as a royal sash.
for He is good." (good) Palms up, move one hand from mouth to lay on top of other palm.
Psalm 118:1a Hold hands open, as if holding a Bible.

P&P Ages 2-3 U10L49




PONDER! To celebrate the coming of Jesus, create a family Advent Wreath using a circle of greenery and four candles to stand for the four Sundays before Christmas. Light the second candle as the Angel Candle and read Luke 1:26-38. Talk about God's promise to Mary. Who delivered God's promise to her?

PRAY! Pray this prayer each day this week: "Lord, thank You for promising to send Your Son Jesus. We are so happy we can celebrate Jesus' birth this Christmas! Amen."

PLAY! God gave Jesus a family. He gave you a family, too. Your family is special to God. Draw a picture of each family member. Collect the pictures into a "family picture album." Share stories about the people in the pictures.

BIBLE MEMORY VERSE



"Give thanks (thanks) Move open hands up and away, flicking fingers twice.
to the Lord (Lord) Make "L" shape with right index finger and thumb. Move "L" from left shoulder to right hip as a royal sash.
for He is good." (good) Palms up, move one hand from mouth to lay on top of other palm.
Psalm 118:1a Hold hands open, as if holding a Bible.

P&P Ages 2-3 U10L49