




**PONDER!** Jeremiah is thrown in a well because the people didn't want to hear God's message. But, God saved him (Jeremiah 38:5-14, 17, 20). Did Jeremiah obey God and share His message with the king?

**PRAY!** Pray this prayer each day this week: "Lord, I know You care for me. You know what is best. Help me obey You. Amen."

**PLAY!** Take turns giving simple instructions, such as hop on one foot or touch your nose. The other people must listen closely to know how to obey. After you play, talk about why you must listen and obey the Lord. Where can you find the Lord's instructions?

#### BIBLE MEMORY VERSE



"The Lord is faithful to all His promises."

Psalm 145:13b

Make "L" shape with right index finger and thumb. Move "L" from left shoulder to right hip as royal sash. Move right index finger from forehead downward. Change both hands to an "f" hand (thumb and pointer finger touching, other three fingers extended) and tap right hand on top of left hand twice. Move right index finger forward from mouth. Open hand, face it forward, and place on top of left fist. Hold hands open, as if holding a Bible.


P&P Ages 2-3 U8L42

**PONDER!** Jeremiah is thrown in a well because the people didn't want to hear God's message. But, God saved him (Jeremiah 38:5-14, 17, 20). Did Jeremiah obey God and share His message with the king?

**PRAY!** Pray this prayer each day this week: "Lord, I know You care for me. You know what is best. Help me obey You. Amen."

**PLAY!** Take turns giving simple instructions, such as hop on one foot or touch your nose. The other people must listen closely to know how to obey. After you play, talk about why you must listen and obey the Lord. Where can you find the Lord's instructions?

#### BIBLE MEMORY VERSE



"The Lord is faithful to all His promises."

Psalm 145:13b

Make "L" shape with right index finger and thumb. Move "L" from left shoulder to right hip as royal sash. Move right index finger from forehead downward. Change both hands to an "f" hand (thumb and pointer finger touching, other three fingers extended) and tap right hand on top of left hand twice. Move right index finger forward from mouth. Open hand, face it forward, and place on top of left fist. Hold hands open, as if holding a Bible.


P&P Ages 2-3 U8L42

**PONDER!** Jeremiah is thrown in a well because the people didn't want to hear God's message. But, God saved him (Jeremiah 38:5-14, 17, 20). Did Jeremiah obey God and share His message with the king?

**PRAY!** Pray this prayer each day this week: "Lord, I know You care for me. You know what is best. Help me obey You. Amen."

**PLAY!** Take turns giving simple instructions, such as hop on one foot or touch your nose. The other people must listen closely to know how to obey. After you play, talk about why you must listen and obey the Lord. Where can you find the Lord's instructions?

#### BIBLE MEMORY VERSE



"The Lord is faithful to all His promises."

Psalm 145:13b

Make "L" shape with right index finger and thumb. Move "L" from left shoulder to right hip as royal sash. Move right index finger from forehead downward. Change both hands to an "f" hand (thumb and pointer finger touching, other three fingers extended) and tap right hand on top of left hand twice. Move right index finger forward from mouth. Open hand, face it forward, and place on top of left fist. Hold hands open, as if holding a Bible.


P&P Ages 2-3 U8L42

**PONDER!** Jeremiah is thrown in a well because the people didn't want to hear God's message. But, God saved him (Jeremiah 38:5-14, 17, 20). Did Jeremiah obey God and share His message with the king?

**PRAY!** Pray this prayer each day this week: "Lord, I know You care for me. You know what is best. Help me obey You. Amen."

**PLAY!** Take turns giving simple instructions, such as hop on one foot or touch your nose. The other people must listen closely to know how to obey. After you play, talk about why you must listen and obey the Lord. Where can you find the Lord's instructions?

#### BIBLE MEMORY VERSE



"The Lord is faithful to all His promises."

Psalm 145:13b

Make "L" shape with right index finger and thumb. Move "L" from left shoulder to right hip as royal sash. Move right index finger from forehead downward. Change both hands to an "f" hand (thumb and pointer finger touching, other three fingers extended) and tap right hand on top of left hand twice. Move right index finger forward from mouth. Open hand, face it forward, and place on top of left fist. Hold hands open, as if holding a Bible.

P&P Ages 2-3 U8L42